












Number: _____ Name: _____

★ Listening & Reading: (54%)

1. Listen & Check: 請勾選正確的圖片。(12%)

1		<input type="checkbox"/>		<input type="checkbox"/>
2		<input type="checkbox"/>		<input type="checkbox"/>
3		<input type="checkbox"/>		<input type="checkbox"/>
4		<input type="checkbox"/>		<input type="checkbox"/>
5		<input type="checkbox"/>		<input type="checkbox"/>
6		<input type="checkbox"/>		<input type="checkbox"/>






2. Listen & Circle: 請圈出句子裡出現的常用字。(9%)

1	can	can't	2	time	ten	3	clock	o'clock
4	up	out	5	cool	good	6	forty	fourteen
7	help	late	8	tree	try	9	what	that

3. Listen & Circle: 請圈出正確的子音組合單字。(12%)

1	Watch out the 【 gap / cap 】 and try to jump over the 【 bit / pit 】 .
2	They 【 gig / dig 】 in the 【 pub / tud 】 everyday.
3	You better put on your 【 coat / goat 】 before the 【 bad / pad 】 weather is coming.

4. Listen & Number: 請聽對話內容，寫出正確的順序 1~5。(10%)

5. Listen & Choose: 請聽問題，選出最適當的答案。(4%)

1	()	(A) Yes, I am. (B) Yes, I can. (C) No, I can't dance.	2	()	(A) It's an eraser. (B) It's eight fifty-five. (C) He's eighty-five.
3	()	(A) Yes, you can. (B) Yes, he can. (C) Yes, we can.	4	()	(A) Thank you. (B) You're welcome. (C) No problem.

6. Listen & Write T / F: 請根據圖片及聽到的敘述內容，分辨句子的對錯，對的寫 T、錯的寫 F。(7%)

【題組 A】 Q1-4

1	()	① It's ten _____.
2	()	② They can _____.
3	()	③ The boy likes to _____.
4	()	④ The kid _____ ride a bike.









【題組 B】 Q5-7

5	()	He's a _____-year-old boy.
6	()	He can _____, _____, and _____.
7	()	He can <u>learn</u> (學習) _____ and _____.

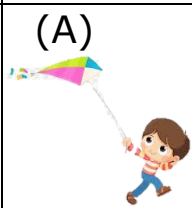






~ 聽力測驗結束，請翻到背面繼續進行閱讀及書寫測驗 ~

★ Writing: (46%)

7. Read, Draw & Match: 請根據句子敘述，畫出正確時間，並配對正確的圖片。(16%)

<p>A: What time is it? B: It's nine forty. A: Can I go swimming? B: Yes, you can.</p>		<p>•</p>	
<p>A: What time is it? B: It's eight thirty. A: Can you dance? B: Yes, I can.</p>		<p>•</p>	
<p>A: Is it four twenty? B: Yes, it is. A: I want to draw a picture. B: Sure! Go ahead.</p>		<p>•</p>	
<p>A: Is it eleven fifty-five? B: No, it's twelve o'clock. A: Yes! I can read now. B: OK! You can do it.</p>		<p>•</p>	

8. Read & Choose: 請選出適當的句子或圖片。(6%)



<p>1 Look! I can fly a kite. (A)  (B)  (C) </p>	<p>2 They can dance <u>together</u> (一起). (A)  (B)  (C) </p>	<p>3  Time 5:00 (A) I read a book at five o'clock. (B) I watch TV at four o'clock. (C) I watch TV at five o'clock.</p>
--	---	---

9. Read & Choose: 請看圖片或短文，並根據內容回答問題。(12%)

<p>【題組 C】 Mike's Day</p> <p>(1) () What time does Mike <u>get up</u> (起床)? (A) At six o'clock. (B) At six thirty. (C) At seven thirty.</p> <p>(2) () What can Mike do at four thirty? (A) He can ride a bike. (B) He can <u>play basketball</u> (打籃球). (C) He can sleep.</p> <p>(3) () Which one is <u>true</u> (真的)? (A) Mike can't ride a bike. (B) It's nine thirty. Time for bed. (C) Mike sleeps ten <u>hours</u> (小時) <u>everyday</u> (每天).</p>	<p>【題組 D】 Line Chat</p> <p>(1) () What can Amy do? (A) She can dance. (B) She can ride a bike. (C) She can sing.</p> <p>(2) () There is some <u>word</u> (文字) <u>missing</u> (消失). What is (◆)? (A) o'clock. (B) fifteen. (C) thirty.</p> <p>(3) () Which one is <u>true</u> (真的)? (A) Amy and Andy can dance. (B) Amy and Andy can ride a bike. (C) It's in the evening.</p>
--	--

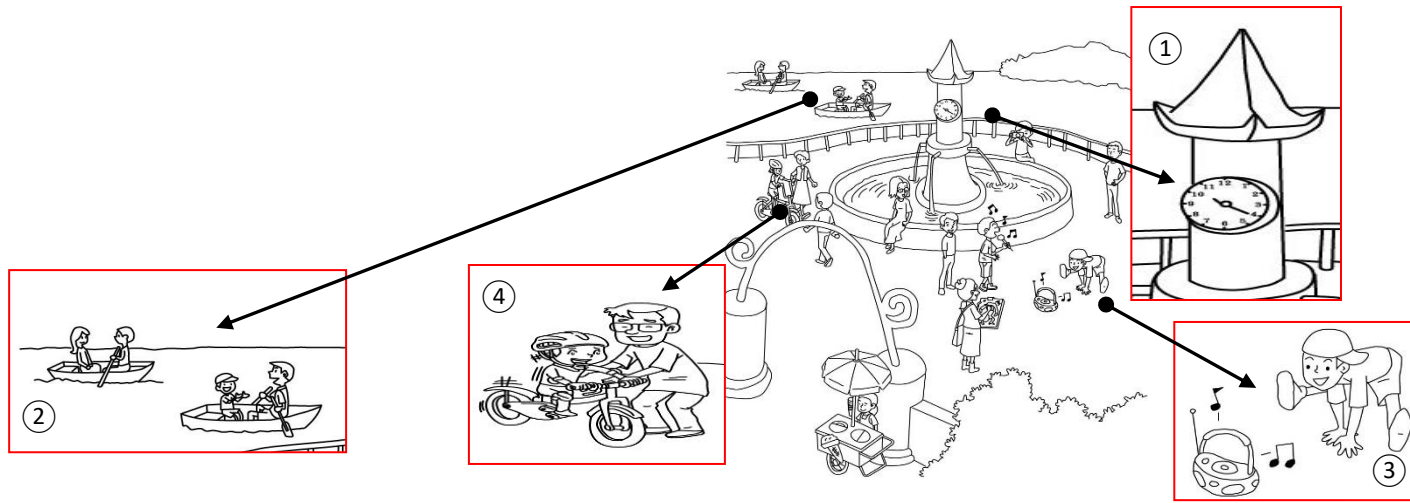
10. Look & Write: 請看圖片，寫出完整的對應句。(12%)

* 對準格線，注意字之間要空格，開頭要大寫，標點符號別忘記!

<p>(1) </p>	<p>Q: _____ A: It's seve fifteen.</p>
<p>(2) </p>	<p>Q: _____ A: No, I can't.</p>



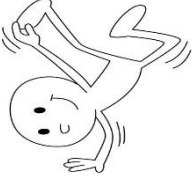




【題組 A】




【題組 B】

Hi, I'm Kenny. I'm 9 years old.

I can ...			I Can't ...	
				

【題組 C】 Mike's Day



【題組 D】 Line Chat

